

Dealer

Key

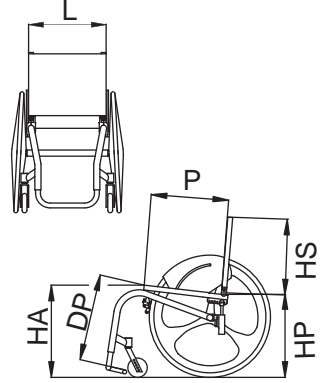
standard

option

- L** Seat width 34 36 38 40 42 44 46
P Seat depth 36 38 40 42 44
HS Back-rest height 27 29 31 33 35 37 39
HA Front seat/floor height 46 48 50
HP Rear seat/floor height 43 45 47
DP Foot-rest/seat distance 31 33 35 37 39 41 43 45 47 49

cm

VENUS ADVENTURE



Frame colour

- Shiny titanium Natural Titanium Matt black
 Camouflage
 (see "Colours" catalogue)

①

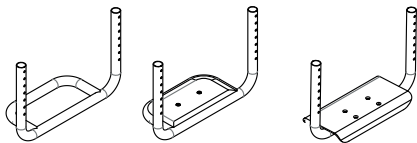
Upholstery

②

- Tension adjustable nylon back-rest
 Tension adj. breathable back-rest
 Without back-rest

Single tubular foot-plate

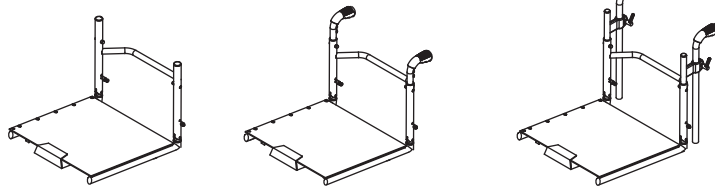
③



- Open Carbon fibre closed Tilt adjustable Carbon fibre closed

Pushing handles

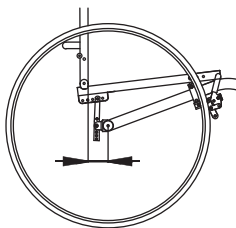
④



- Without pushing handles Standard pushing handles Height adjustable pushing handles

Distance between the hub centre and back-rest

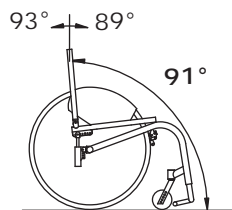
⑤



- 4 cm
 5 cm
 7 cm (standard)
 9 cm
 11 cm

Back-rest tilt

⑥



- 89° 91° (standard) 93°

User weight: kg

⑦

Side guards

⑧

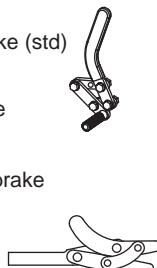


- Straight aluminium, same colour

Brakes

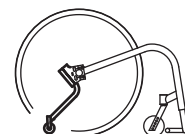
⑨

- Push brake (std)
 Pull brake
 Scissor brake



Revolving anti-tip device

⑩



- Right
 Left _____

Notes

Dealer

<p>Rear wheels (11)</p> <p> <input type="checkbox"/> 24" (36 spokes) <input type="checkbox"/> 24" Mountain-bike with Citybike tyre <input type="checkbox"/> 24" Mountain-bike with Offroad tyre <input type="radio"/> 24" Spinergy <input type="radio"/> 25" Spinergy </p> <p>Tyres</p> <p> <input type="checkbox"/> Pneum. Light Run 24" <input type="checkbox"/> Pneum. Marathon Plus <input type="checkbox"/> Pneum. high press. smooth <input type="checkbox"/> Pneum. high press. plugged 24" <input type="radio"/> Solid 24" </p>	<p>Handrims (12)</p> <p> <input type="checkbox"/> Aluminium silver <input type="checkbox"/> Aluminium dark <input type="checkbox"/> Chrome plated steel 24" <input type="radio"/> Titanium <input type="radio"/> Rubber coated <input type="radio"/> Tween Greep 24" <input type="radio"/> Max Grepp 24" <input type="radio"/> Max Grepp Ergo 24" (**) <input type="radio"/> Silicon cover 24" </p> <p>(**) not available with Mountain bike</p>	<p>Rear wheel camber (13)</p> <p> <input type="checkbox"/> 1° <input type="checkbox"/> 2° <input type="checkbox"/> 3° <input type="checkbox"/> 4° </p>	<p>Front castors (14)</p> <p> <input type="checkbox"/> 80 (3") solid L25 mm <input type="radio"/> 80 (3") solid with lights L25mm <input type="checkbox"/> 100 (4"x1.1/4) solid with plastic rim <input type="radio"/> 100 (4"x1) solid with lights <input type="checkbox"/> 100 (4"x1) solid w/aluminium rim L25 mm <input type="checkbox"/> 100 (4"x1.1/4) solid w/aluminium rim L32mm <input type="checkbox"/> 125 (5"x1.1/4) solid with plastic rim <input type="checkbox"/> 125 (5"x1) solid w/aluminium rim L25 mm <input type="checkbox"/> 125 (5"x1.1/4) solid w/aluminium rim L32 mm </p>
---	---	--	---

<p>Pockets (15)</p> <p> <input type="checkbox"/> Small under the seat <input type="radio"/> Big under the seat <input type="checkbox"/> On the back-rest </p>	<p>Lined cushion in foam polyurethane (16)</p> <p> <input type="radio"/> 3 cm high <input type="radio"/> 5 cm high </p>	<p>Options</p> <p> 17 <input type="checkbox"/> "M" velcro strip (hook) on seat 18 <input type="checkbox"/> "F" velcro strip (loop) on seat 19 <input type="radio"/> Catheter holder pocket 20 <input type="radio"/> Rx <input type="radio"/> Lx Crutch holder 21 <input type="radio"/> Pump for pneumatics 22 <input type="radio"/> 45° pelvic belt 23 <input type="radio"/> 45° padded pelvic belt 24 <input type="radio"/> Black holdall 25 <input type="radio"/> Front protective covers </p>
--	---	---

Notes

